

SOLUTION

Photovoltaic systems
Protection against surges



Why protect?

Photovoltaic arrays are costly to install and demanding in terms of technology. Their service life must be measured in decades to see a return on the invested funds. Manufacturers usually provide about a twenty-year guarantee for photovoltaic systems.

To provide trouble-free technology throughout its service life, it is necessary to include comprehensive protection against atmospheric and induced overvoltage at the design stage to implement the technology into the project. Protection must be provided not only at the output side of the inverter, but also at the photovoltaic panels.

What standards?

As for the anticipated risks (pursuant to EN (IEC) 62305-2), direct or near lightning strikes are considered. Photovoltaic system designs, including lightning and transient overvoltage suppression, shall comply with the HD (IEC) 60364-7-712 standard (Electrical installations of buildings – Solar photovoltaic (PV) systems), EN (IEC) 61173 (overvoltage protection for photovoltaic (PV) power generating systems), group of standards EN (IEC) 62305 (protection against lightning), technical specification CLC/TS 50539-12 and HD 60364-5-534 (IEC 60364-5-53 clause 534), which deals with the terms and conditions of the surge arresters connection.

Basic principle

The core (key device) of the whole photovoltaic system is the inverter, so the lightning and transient overvoltage protection should be focused on the inverter and, it should be incorporated into the whole lightning and transient overvoltage protection system. Furthermore, photovoltaic units and their bearing metal structures should be integrated into the grounding design.

SPD selection for DC side:

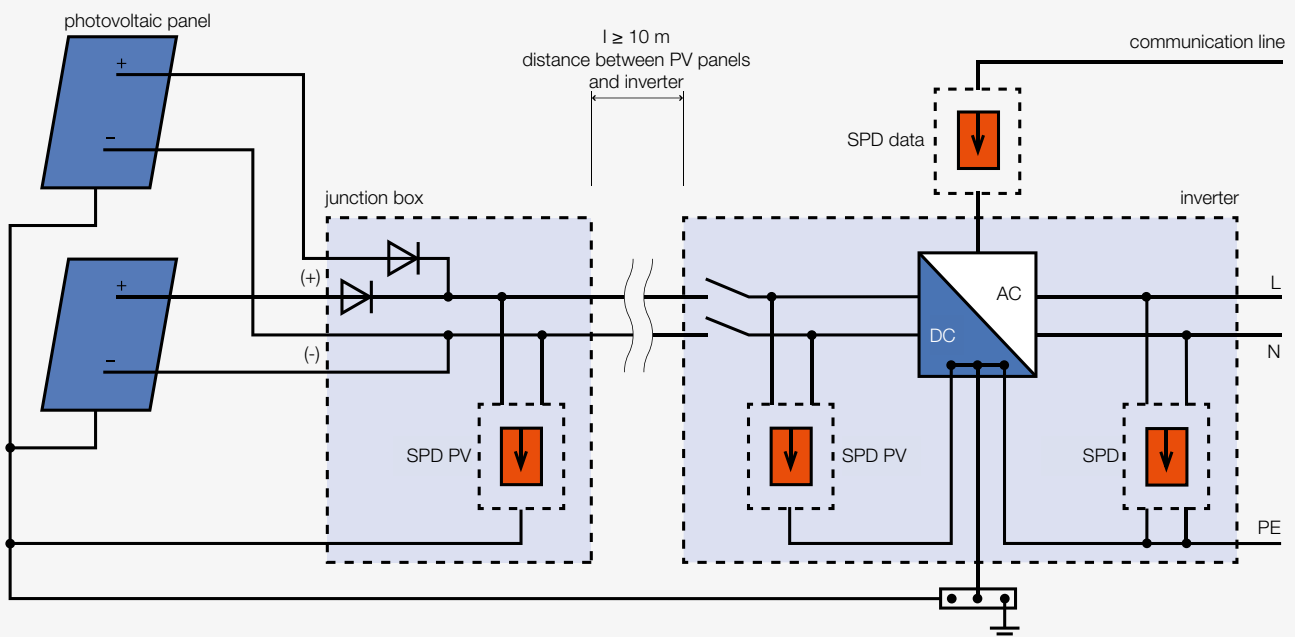
- U_{CPV} maximum continuous operating voltage
- U_{OCSTC} standardized test circuit voltage of PV String

$$U_{CPV} \geq 1,2 \times U_{OCSTC}$$

- If separating spark-over distance “s” is kept
 - Type 2 SPD PV is installed
 - If distance “l” between PV modules and inverter is longer than 10m - SPD is installed on both sides of the DC line
- If separating spark-over distance “s” is not kept
 - Type 1 and 2 SPD PV is installed
 - It is always necessary to install SPD PV on both sides of the DC line

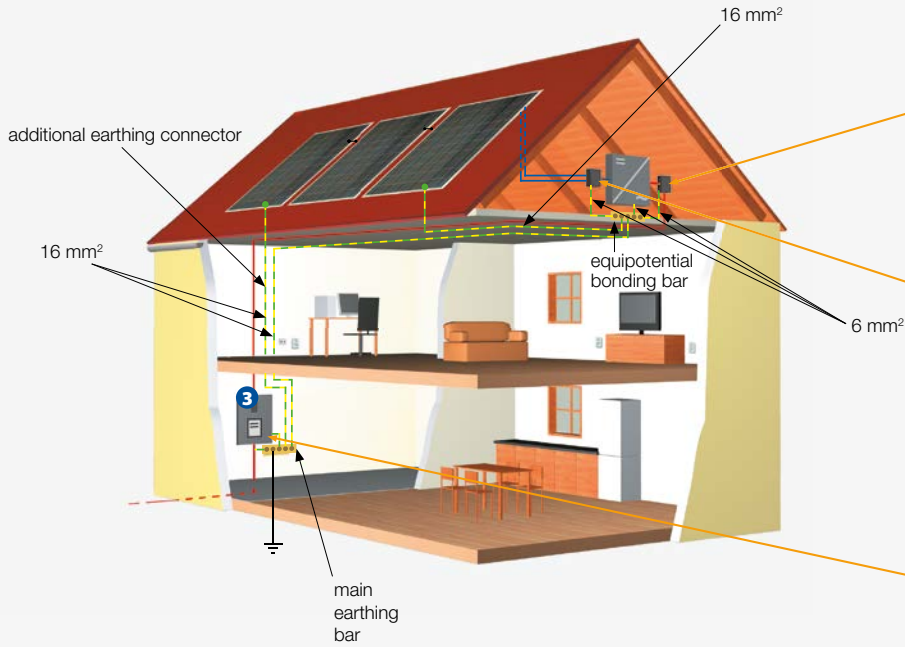
All surge protections SALTEK® for photovoltaic systems are tested according to EN 50539-11.

General circuit diagram of solar photovoltaic systems



Installation on the roof

Without external LPS or when the separation distance "s" between PV panels and external LPS is kept



SLP-275 V/3



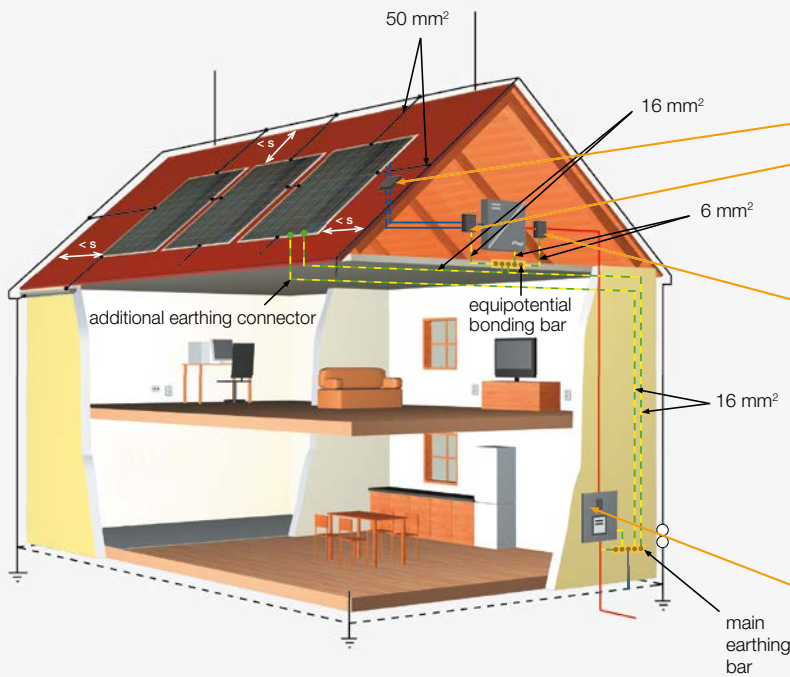
SLP-PV700 V/Y



FLP-B+C MAXI V/3

Separative distance "s" = distance between two conductive parts at which no dangerous sparking can occur

Unkept separation distance "s" between PV panels and external LPS



FLP-PV700 V/U(S)



FLP-12,5 V/3+1

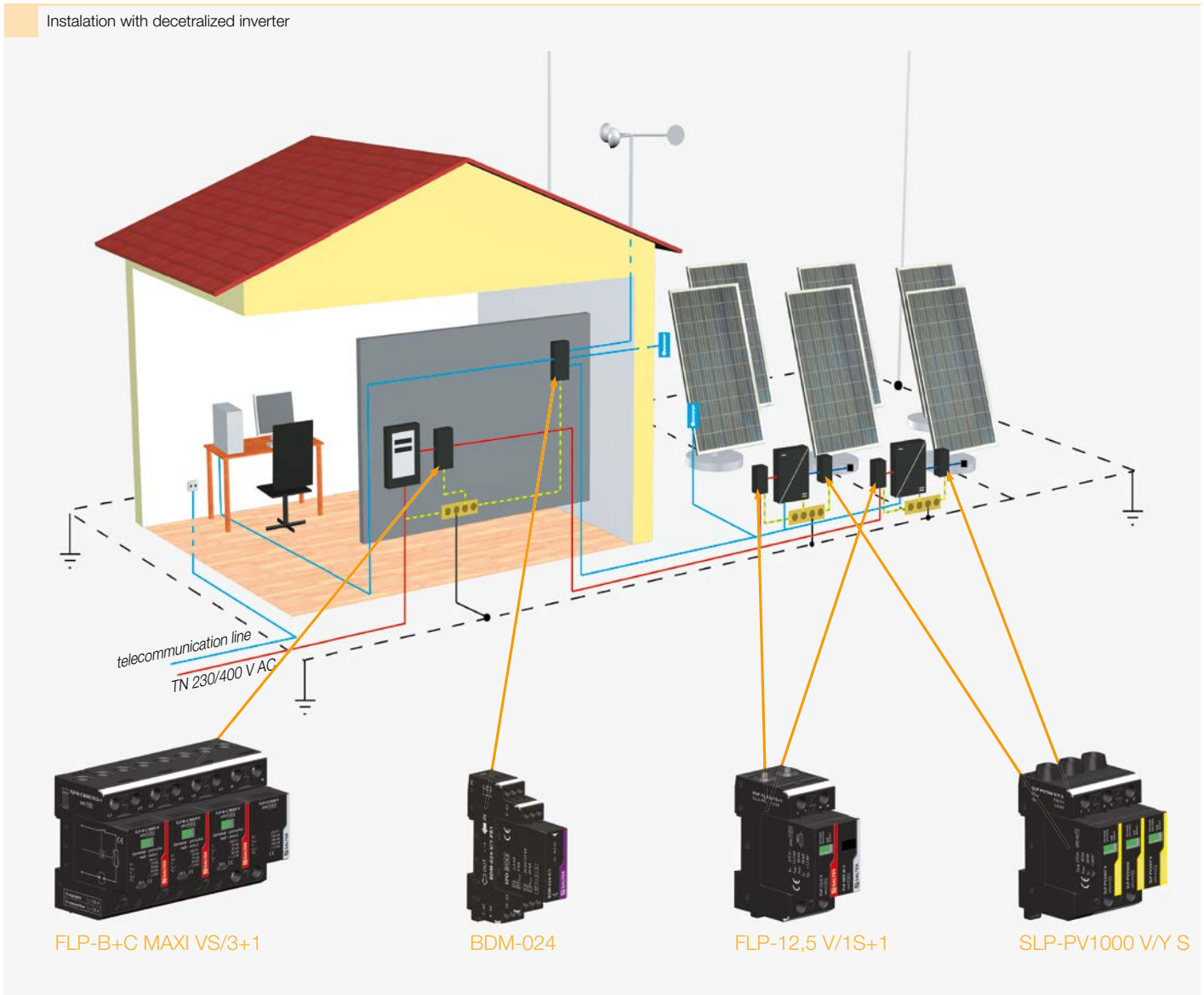


FLP-B+C MAXI V/3


Separative distance "s" = distance between two conductive parts at which no dangerous sparking can occur

Installation on the field

Installation with decentralized inverter



For detailed information about SALTEK® products for power systems, PV systems as well as data, signal and telecommunication lines, go to our website www.saltek.eu



| Lightning current arrester SPD type 1 and 2 | | | |
|--|--|--|--|
| <p>FLP-B+C MAXI VS2</p> <p>Ordering number: BWP0000004 combination type: FLP (galvanic, unipolar) and surge arrester for TN or TT system at the incoming, 230/400V, 50/60Hz, 10kA (10/100), 10kA (10/100), 10kA (10/100), 10kA (10/100)</p> | <p>FLP-B+C MAXI VS2</p> <p>Ordering number: BWP0000005 combination type: FLP (galvanic, unipolar) and surge arrester for TN or TT system at the incoming, 230/400V, 50/60Hz, 10kA (10/100), 10kA (10/100), 10kA (10/100), 10kA (10/100)</p> | <p>FLP-B+C MAXI VS3</p> <p>Ordering number: BWP0000006 combination type: FLP (galvanic, unipolar) and surge arrester for TN or TT system at the incoming, 230/400V, 50/60Hz, 10kA (10/100), 10kA (10/100), 10kA (10/100), 10kA (10/100)</p> | <p>FLP-B+C MAXI VS4</p> <p>Ordering number: BWP0000007 combination type: FLP (galvanic, unipolar) and surge arrester for TN or TT system at the incoming, 230/400V, 50/60Hz, 10kA (10/100), 10kA (10/100), 10kA (10/100), 10kA (10/100)</p> |
| <p>FLP-B+C MAXI VS2</p> <p>Ordering number: BWP0000008 combination type: FLP (galvanic, unipolar) and surge arrester for TN or TT system at the incoming, 230/400V, 50/60Hz, 10kA (10/100), 10kA (10/100), 10kA (10/100), 10kA (10/100)</p> | <p>FLP-B+C MAXI VS2</p> <p>Ordering number: BWP0000009 combination type: FLP (galvanic, unipolar) and surge arrester for TN or TT system at the incoming, 230/400V, 50/60Hz, 10kA (10/100), 10kA (10/100), 10kA (10/100), 10kA (10/100)</p> | <p>FLP-B+C MAXI VS3</p> <p>Ordering number: BWP0000010 combination type: FLP (galvanic, unipolar) and surge arrester for TN or TT system at the incoming, 230/400V, 50/60Hz, 10kA (10/100), 10kA (10/100), 10kA (10/100), 10kA (10/100)</p> | <p>FLP-B+C MAXI VS4</p> <p>Ordering number: BWP0000011 combination type: FLP (galvanic, unipolar) and surge arrester for TN or TT system at the incoming, 230/400V, 50/60Hz, 10kA (10/100), 10kA (10/100), 10kA (10/100), 10kA (10/100)</p> |

Surge arrester – Type 2 SPD PV

Performance surge arrester designated for installation in DC circuits of photovoltaic systems.



SLP-PV170 V/U(S)

$U_{CPV} = 170 \text{ V DC}$
 $I_n = 15 \text{ kA (8/20 } \mu\text{s)}$
 $I_{max} = 40 \text{ kA (8/20 } \mu\text{s)}$
 $U_p \leq 0.6 \text{ kV}$

(S) remote status signaling version



SLP-PV500 V/U(S)

$U_{CPV} = 510 \text{ V DC}$
 $I_n = 20 \text{ kA (8/20 } \mu\text{s)}$
 $I_{max} = 40 \text{ kA (8/20 } \mu\text{s)}$
 $U_p \leq 1.8 \text{ kV}$

(S) remote status signaling version



SLP-PV700 V/Y(S)

$U_{CPV} = 750 \text{ V DC}$
 $I_n = 20 \text{ kA (8/20 } \mu\text{s)}$
 $I_{max} = 40 \text{ kA (8/20 } \mu\text{s)}$
 $U_p \leq 3.6 \text{ kV}$
 $I_{SCPV} = 1000 \text{ A}$

(S) remote status signaling version



SLP-PV1000 V/Y(S)

$U_{CPV} = 1020 \text{ V DC}$
 $I_n = 15 \text{ kA (8/20 } \mu\text{s)}$
 $I_{max} = 40 \text{ kA (8/20 } \mu\text{s)}$
 $U_p \leq 4.0 \text{ kV}$
 $I_{SCPV} = 1000 \text{ A}$

(S) remote status signaling version



SLP-PV1500 V/Y(S)

$U_{CPV} = 1500 \text{ V DC}$
 $I_n = 15 \text{ kA (8/20 } \mu\text{s)}$
 $I_{max} = 40 \text{ kA (8/20 } \mu\text{s)}$
 $U_p \leq 4.2 \text{ kV}$
 $I_{SCPV} = 1000 \text{ A}$

(S) remote status signaling version

Lightning current arresters – Type 1 and 2 SPD PV

Performance lightning current arrester designated for installation in DC circuits of photovoltaic systems.



FLP-PV1000 V/Y(S)

$U_{CPV} = 1000 \text{ V DC}$
 $I_n = 30 \text{ kA (8/20 } \mu\text{s)}$
 $I_{max} = 60 \text{ kA (8/20 } \mu\text{s)}$
 $I_{imp} = 12.5 \text{ kA (10/350 } \mu\text{s)}$
 $U_p \leq 3.6 \text{ kV}$

(S) remote status signaling version



FLP-PV700 V/U(S)

$U_{CPV} = 700 \text{ V DC}$
 $I_n = 30 \text{ kA (8/20 } \mu\text{s)}$
 $I_{max} = 60 \text{ kA (8/20 } \mu\text{s)}$
 $I_{imp} = 25 \text{ kA (10/350 } \mu\text{s)}$
 $U_p \leq 2.4 \text{ kV}$

(S) remote status signaling version

Sales and technical support:

SALTEK TRADE s.r.o.

Vodňanská 1419/226

198 00 Praha 9 - Kyje

Czech Republic

Phone: +420 272 942 470

Fax: +420 267 913 411

E-mail: trade@saltek.cz

www.saltek.eu/en

Manufacture and headquarter:

SALTEK s.r.o.

Dražďanská 85

400 07 Ústí nad Labem

Czech Republic

Phone: +420 475 655 511

Fax: +420 475 622 213

E-mail: info@saltek.cz

www.saltek.eu

Distributor: