

# WALTLUPT 2025

Valid from 1 January - 31 March 2025. Prices include VAT. Only while stocks last - E & OE - Terms & conditions apply. Please note that actual stock may vary from pictures provided.

## LED A60 LAMPS

2 PER PACK | NON-DIMMABLE

LED-A60-5W-E27-\*/2

**R20<sup>00</sup>**

5W | 450lm | E27  
2 per pack

LED-A60-5W-B22-\*/2

**R20<sup>00</sup>**

5W | 450lm | B22  
2 per pack

LED-A60-7W-E27-\*/2

**R24<sup>00</sup>**

7W | 540lm | E27  
2 per pack

LED-A60-7W-B22-\*/2

**R24<sup>00</sup>**

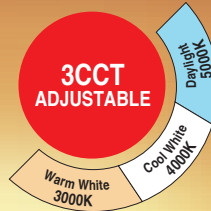
7W | 540lm | B22  
2 per pack

\*Add Colour to Code:

DL (Daylight), WW (Warm White), CW (Cool White)



## LED HIGHBAYS



GY160L-60-100W-CCT

**R899<sup>00</sup>**

Power Adjustable  
60 / 80 / 100W

160lm/W | Ø280x125mm

GY160L-120-200W-CCT

**R999<sup>00</sup>**

Power Adjustable  
120 / 150 / 200W

160lm/W | Ø280x125mm

GY200L-60-100W-CCT

**R1,029<sup>00</sup>**

Power Adjustable  
60 / 80 / 100W

200lm/W | Ø300x134mm

GY200L-100-200W-CCT

**R1,639<sup>00</sup>**

Power Adjustable  
100 / 150 / 200W

200lm/W | Ø300x134mm

NON-DIMMABLE

HS-\*/-10W-\*



**R13<sup>00</sup>**

9W | 720lm | 160° Beam Angle

\*Add Base to Code: E27 | B22

\*Add Colour to Code:

DL (Daylight), CW (Cool White)



## FRAMELESS LED DOWNLIGHTS

BQ-RN-9W-\*

**R25<sup>00</sup>**

9W | 810lm

Size: Ø90mm

Cut-out: Ø50-70mm

BQ-RN-18W-\*

**R35<sup>00</sup>**

18W | 1620lm

Size: Ø120mm

Cut-out: Ø50-100mm

BQ-RN-24W-\*

**R55<sup>00</sup>**

24W | 2160lm

Size: Ø170mm

Cut-out: Ø50-150mm

BQ-RN-36W-\*

**R89<sup>00</sup>**

36W | 3240lm

Size: Ø220mm

Cut-out: Ø50-200mm

BQ-SQ-9W-\*

**R29<sup>00</sup>**

9W | 810lm

Size: 90 x 90mm

Cut-out: Ø50-70mm

BQ-SQ-18W-\*

**R39<sup>00</sup>**

18W | 1620lm

Size: 120 x 120mm

Cut-out: Ø50-100mm

BQ-SQ-24W-\*

**R59<sup>00</sup>**

24W | 2160lm

Size: 170 x 170mm

Cut-out: Ø50-150mm

BQ-SQ-36W-\*

**R99<sup>00</sup>**

36W | 3240lm

Size: 220 x 220mm

Cut-out: Ø50-200mm

\*Add Colour to Code: DL (Daylight), CW (Cool White), WW (Warm White)

## LED RETROFIT MODULES

CP-FD-9W-\*

9W | 680lm | Ø130 x 24mm

**R55<sup>00</sup>**

CP-FD-18W-\*

18W | 1350lm | Ø170 x 24mm

**R69<sup>00</sup>**

\*Add Colour to Code: DL (Daylight), CW (Cool White), WW (Warm White)



## LED GU10 LAMPS

NON-DIMMABLE

SMD-GU10-6W-\*

**R95<sup>00</sup>**

6W  
480lm  
GU10

\*Add Colour to Code:

DL (Daylight),  
CW (Cool White),  
WW (Warm White)



## LED T8 TUBE LIGHTING



Ø26.3MM

LEDT8-A2FR-\*

**R23<sup>00</sup>**

9W | 2FT | T8  
Ø26.3mm

LEDT8-A4FR-\*

**R29<sup>00</sup>**

18W | 4FT | T8  
Ø26.3mm

LEDT8-A5FR-\*

**R41<sup>00</sup>**

22W | 5FT | T8  
Ø26.3mm

\*Add Colour to Code:  
DL (Daylight),  
CW (Cool White)

## LED ECONOMICAL FLOODLIGHTS

230VAC | Beam Angle: 120° | Cool White

**2**  
YEAR  
warranty



|   |  |  |  |
|---|--|--|--|
| <b>FL-10W-CW</b><br><b>R4900</b><br>10W   800lm     | <b>FL-20W-CW</b><br><b>R7900</b><br>20W   1600lm     | <b>FL-30W-CW</b><br><b>R10900</b><br>30W   2400lm    | <b>FL-50W-CW</b><br><b>R14900</b><br>50W   4000lm      |
| <b>FL-100W-CW</b><br><b>R26900</b><br>100W   8000lm | <b>FL-150W-CW</b><br><b>R42900</b><br>150W   12000lm | <b>FL-200W-CW</b><br><b>R59900</b><br>200W   16000lm | <b>FL-400W-CW</b><br><b>R1,29900</b><br>400W   32000lm |

## LED PLANT GROW FLOODLIGHTS

16 4



PG-GY225TG-20W

**R19900**

20W | 1300lm

Red<sup>16</sup> & Blue<sup>4</sup>  
Wavelength:  
Red 630-660nm,  
Blue 400-470nm

## LED PLASTIC BULKHEADS



BL220-12W-+-\*

**R18900**

STANDARD

12W | 840lm | IP54  
Ø220 x 99mm



BL220-12W-+-\*-DN

**R21900**

c/w DAY/NIGHT SENSOR

12W | 840lm | IP54  
Ø220 x 99mm



BL220-12W-PIR-+-\*

**R23900**

c/w PIR MOTION SENSOR

12W | 840lm | IP54  
Ø220 x 99mm



UP-AL55-15W-DL-DN

**R93900**

c/w DAY/NIGHT & MICROWAVE SENSOR

15W | 1270-1420lm | IP65  
Ø300 x 60mm

\*Add Trim Colour to Code: WH (White), BK (Black)

\*Add Colour to Code: CW (Cool White), DL (Daylight)

## T8 FLUORESCENT WEATHERPROOF

IP65



Lamps to be ordered separately

### ELECTRONIC BALLAST (240V)

|   |   |
|---|---|
| <b>YZ-8136-ELC 240V</b><br><b>R29900</b> 1 x 36W   4FT<br>1278 x 85 x 90mm  | <b>YZ-8158-ELC 240V</b><br><b>R47900</b> 1 x 58W   5FT<br>1578 x 85 x 90mm  |
| <b>YZ-8236-ELC 240V</b><br><b>R39900</b> 2 x 36W   4FT<br>1278 x 129 x 90mm | <b>YZ-8258-ELC 240V</b><br><b>R48900</b> 2 x 58W   5FT<br>1578 x 129 x 90mm |

### IRON BALLAST

|  |  |
|--|--|
| <b>YZ-8136A</b><br><b>R22900</b> 1 x 36W   4FT<br>1278 x 85 x 90mm | <b>YZ-8158A</b><br><b>R29900</b> 1 x 58W   5FT<br>1578 x 85 x 90mm |
|--|--|

## LED EMERGENCY A60 LAMPS

DIMMABLE



|  |  |   |
|--|--|---|
| <b>EMG-DIM-A60-7W-*</b><br><b>R6900</b><br>7W   650lm<br>Ø60 x 120mm | <b>EMG-DIM-A60-9W-*</b><br><b>R7900</b><br>9W   880lm<br>Ø65 x 133mm | <b>EMG-DIM-A60-11W-*</b><br><b>R8900</b><br>11W   1100lm<br>Ø70 x 145mm |
|--|--|---|

3-STEP DIMMING to extend battery life in emergency mode

300lm: ± 2 Hrs | 120lm: ± 4 Hrs | 50lm: ± 7 Hrs  
Approximate working time if fully charged

\*Add Colour to Code: DL (Daylight), CW (Cool White)

NON-DIMMABLE

|   |   |   |
|---|---|---|
| <b>EMG-A60-5W-*</b><br><b>R5500</b><br>5W   375/250lm<br>60 x 108mm | <b>EMG-A60-9W-*</b><br><b>R6900</b><br>9W   675/300lm<br>60 x 108mm | <b>EMG-A60-12W-*</b><br><b>R9900</b><br>12W   900/350lm<br>80 x 170mm |
|---|---|---|

## LED EMERGENCY GU10 LAMPS

DIMMABLE



EMG-DIM-GU10-7W-\*

**R7500** 7W | Normal: 450lm

\*Add Colour to Code:  
DL (Daylight),  
CW (Cool White)

**1**  
YEAR  
warranty

3-STEP DIMMING to extend battery life in emergency mode

135lm: ± 2.5 Hrs | 60lm: ± 5 Hrs | 24lm: ± 7 Hrs  
Approximate working time if fully charged

NON-DIMMABLE

|  |   |
|--|---|
| <b>EMG-GU10-3W-*</b><br><b>R3500</b><br>3W   Normal: 190lm   Emg: 85lm | <b>EMG-GU10-5W-*</b><br><b>R6900</b><br>5W   Normal: 350lm   Emg: 120lm |
|--|---|

\*Add Colour to Code: DL (Daylight), CW (Cool White), WW (Warm White)

**1**  
YEAR  
warranty

## LED INSECT LAMPS



MR-LED-A60-5W

**R5500**

Mosquito Repellent Lamp  
5W | 300lm  
\* Add Lamp Base to Code:  
E27, B22



RW-MKL-15W

**R6900**

15W | E27 | 400lm  
CW (6000K)  
2 Modes:  
1 - Light + Killing  
2 - Killing Only



SP-DYT90

**R23900**

Rechargeable IP44  
7W | Hook Base | 200lm  
CW (4200K)  
2 Modes: 1 - Light  
2 - Killing

## INSECT KILLERS & TRAPS

MINI INSECT KILLER

M-7000

**R23900**

4W  
Plugs directly into wall sockets  
Coverage: 40m<sup>2</sup>

PORTABLE UNIT

GE4-4B

**R55900**

Rechargeable  
HV Grid Type  
Coverage: 80m<sup>2</sup>



DOMESTIC OUTDOOR

GH-18N

**R41900**

IPX4  
HV Grid Type  
Coverage: 150m<sup>2</sup>



GF-7CN

**R68900**

IPX4  
Fan Suction Type  
Coverage: 100m<sup>2</sup>



LED COMMERCIAL

F36L

**R62900**

HV Grid Type | 100m<sup>2</sup>  
375 x 125 x 270mm  
Coverage: 100m<sup>2</sup>

**IP65** ECO FLOOD LIGHTS WITH REMOTE CONTROL

**SOLAR LIGHTING**



|  |   |  |   |   |
|--|---|--|---|---|
|  <p>3.2V/5Ah Battery<br/>20W / 400lm<br/>6W PV Panel</p> |  <p>3.2V/10Ah Battery<br/>60W / 800lm<br/>10W PV Panel</p> |  <p>3.2V/15Ah Battery<br/>100W / 1200lm<br/>15W PV Panel</p> |  <p>3.2V/20Ah Battery<br/>200W / 1800lm<br/>20W PV Panel</p> |  <p>3.2V/40Ah Battery<br/>300W / 3200lm<br/>40W PV Panel</p> |
| <b>TK-03-20W</b> <b>R459<sup>00</sup></b>  | <b>TK-03-60W</b> <b>R699<sup>00</sup></b>   | <b>TK-03-100W</b> <b>R949<sup>00</sup></b>   | <b>TK-03-200W</b> <b>R1,289<sup>00</sup></b>  | <b>TK-03-300W</b> <b>R1,999<sup>00</sup></b>  |

**SOLAR STREET LIGHTING**

**IP65**  
Pole not included

|  |  |  |  |   |
|--|--|--|--|---|
|  |  |  |  |  |
| <b>ST-S20</b>  | <b>ST-S40</b>  | <b>ST-S60</b>  | <b>ST-S90</b>  | <b>ST-S120</b>  |
| <b>R469<sup>00</sup></b>   | <b>R599<sup>00</sup></b>   | <b>R699<sup>00</sup></b>   | <b>R839<sup>00</sup></b>   | <b>R1,079<sup>00</sup></b>  |
| 20W   360lm<br>7W PV Panel<br>3.2V / 5Ah Battery                                   | 40W   750lm<br>8W PV Panel<br>3.2V / 5Ah Battery                                   | 60W   1350lm<br>12W PV Panel<br>3.2V / 12Ah Battery                                | 90W   1850lm<br>18W PV Panel<br>3.2V / 18Ah Battery                                | 120W   1850lm<br>18W PV Panel<br>3.7V / 8Ah Battery                                 |

**PIR MOTION SENSING SOLAR FLOODLIGHTS**  
Built-in Stand **IP65**

|   |  |                          |
|---|--|--------------------------|
|  | <b>LD-SFL-5W</b><br>5W / 500lm<br>2 Working Modes    | <b>R399<sup>00</sup></b> |
|  | <b>LD-SFL-10W</b><br>10W / 1150lm<br>2 Working Modes | <b>R779<sup>00</sup></b> |

**MULTIFUNCTIONAL SOLAR LIGHT**  
8W / 950lm  
2 Working Modes  
Multiple Mounting Options **IP65**

**LD-SSL-8W**  
**R549<sup>00</sup>**

**NEW**



**EASY WALL/POLE MOUNT**



**IP65**

**TR-SI-100**  
**R639<sup>00</sup>**  
100W | 1200lm  
3.7V / 8AH Battery  
9W PV Panel





**SOLAR BULKHEADS**  
Remote Control for dimming & colour temperature adjustment

**3 CCT ADJUSTABLE**  
Daylight 6000K  
Cool White 4000K  
Warm White 3000K

|   |   |                          |   |   |                          |
|---|---|--------------------------|---|---|--------------------------|
|  | <b>SL02-D-60W</b><br>60W   520-535lm<br>3.2V/5000mAh Battery<br>6W PV Panel | <b>R349<sup>00</sup></b> |  | <b>SL02-D-100W</b><br>100W   770-860lm<br>3.2V/5000mAh Battery<br>8W PV Panel | <b>R439<sup>00</sup></b> |
|---|---|--------------------------|---|---|--------------------------|

**SOLAR WALL / PILLAR / POST LIGHTS**

**3 CCT ADJUSTABLE**  
Daylight 6000K  
Cool White 4000K  
Warm White 3000K

|   |  |  |
|---|--|--|
|   | <b>JXL-SLL04-5W</b><br><b>R559<sup>00</sup></b>  | <b>JXL-SLL-PILLAR</b><br><b>R49<sup>00</sup></b> |
|  | <b>JXL-SLL05-5W</b><br><b>R559<sup>00</sup></b>  | <b>JXL-SLL-WALL</b><br><b>R49<sup>00</sup></b>   |
|   | Order mounting brackets or poles separately. Select the mounting bracket that suits your application | <b>JXL-SLL-POST</b><br><b>R189<sup>00</sup></b>  |

Lithium 3.7V 4400mAh Battery | Up to 12hrs | 5W/500lm

**SOLAR FLOOD/WALL LIGHT**  
3.7V/4000mAh Battery  
20W / 2000lm | Adjustable LED  
Multiple Working Modes

**SWL-20W**  
**R559<sup>00</sup>**



**3M** **ELECTRICAL INSULATION TAPES**

|   |   |   |   |  |   |
|---|---|---|---|--|---|
|  | <b>3M-44881</b><br><b>R129<sup>00</sup></b> |  | <b>3M-79430</b><br><b>R269<sup>00</sup></b> |  | <b>3M-11247</b><br><b>R389<sup>00</sup></b> |
|---|---|---|---|--|---|

|   |                       |                        |
|---|-----------------------|------------------------|
| <b>1710 PVC ELECTRICAL TAPE</b><br>General Purpose   0.18mm Thick | <b>3M-74712</b> Black | <b>3M-74713</b> Yellow |
|   | <b>3M-74715</b> White | <b>3M-74716</b> Green  |
|   | <b>3M-74714</b> Red   | <b>3M-74717</b> Blue   |

**3M** **RESIN INLINE JOINT KIT FOR CABLES UP TO 1KV**  
Scotchcast 40G Resin

|  |                          |   |                            |
|--|--------------------------|---|----------------------------|
| <b>3M-92-NBA0</b><br>OD: 4-16mm   1.5-4mm <sup>2</sup>   | <b>R249<sup>00</sup></b> | <b>3M-92-NBA4</b><br>OD: 18-36mm   25-50mm <sup>2</sup>   | <b>R969<sup>00</sup></b>   |
| <b>3M-92-NBA1</b><br>OD: 10-22mm   1.5-10mm <sup>2</sup> | <b>R329<sup>00</sup></b> | <b>3M-92-NBA5</b><br>OD: 19-45mm   25-50mm <sup>2</sup>   | <b>R1,119<sup>00</sup></b> |
| <b>3M-92-NBA2</b><br>OD: 12-25mm   6-16mm <sup>2</sup>   | <b>R399<sup>00</sup></b> | <b>3M-92-NBA6</b><br>OD: 27-54mm   70-120mm <sup>2</sup>  | <b>R2,759<sup>00</sup></b> |
| <b>3M-92-NBA3</b><br>OD: 13-32mm   16-25mm <sup>2</sup>  | <b>R449<sup>00</sup></b> | <b>3M-92-NBA7</b><br>OD: 29-64mm   120-240mm <sup>2</sup> | <b>R5,599<sup>00</sup></b> |



DIRECT TO THE PUBLIC. Valid from 1 January - 31 March 2025. Prices include VAT. Only while stocks last - E & OE

Terms & conditions apply. Please note that actual stock may vary from pictures provided.



## DOMESTIC SOCKETS & SWITCHES



A7001

**R19<sup>00</sup>**

1 Lever 1 Way  
Switch | 2x4



A7011

**R23<sup>00</sup>**

1 Lever 2 Way  
Switch | 2x4



A7002

**R25<sup>00</sup>**

2 Lever 1 Way  
Switch | 2x4



A7012

**R32<sup>00</sup>**

2 Lever 2 Way  
Switch | 2x4



A7003

**R32<sup>00</sup>**

3 Lever 1 Way  
Switch | 2x4



A7004

**R39<sup>00</sup>**

4 Lever 1 Way  
Switch | 2x4



A7400

**R49<sup>00</sup>**


16A Switched  
Socket | 2x4



A7401

**R49<sup>00</sup>**

16A Switched  
Socket | 4x4



A7402

**R59<sup>00</sup>**

2 x 16A Switched  
Socket | 4x4



A7403

**R72<sup>00</sup>**

1 x 16A + 1 x N-Type  
Switched Socket  
4x4

## PLUG TOPS & ADAPTORS



A-005

**R119<sup>00</sup>**

3 x N-Type 16A  
Adaptor c/w 3 x USB  
5V / 2.1A



4036

**R10<sup>00</sup>**

16A Plug Top  
Hollow Pins



RA300BK

**R15<sup>00</sup>**

Rubber 16A  
Plug Top



RA310BK

**R25<sup>00</sup>**

Janus Coupler  
Rubber Black 16A

## STEEL POWER SKIRTING

\*Add Colour to Code:  
HG (Hospital Grey);  
WH (White);  
CB (Carrier Beige)

**NEW**



F802-\*

**R599<sup>00</sup>**

Single Compartment  
90mmx55mmx3m

F801-\*

**R1,149<sup>00</sup>**

Double Compartment  
165mmx55mmx3m

F803-\*

**R1,569<sup>00</sup>**

Triple Compartment  
244mmx55mmx3m

## S.A. EXTENDERS

**C/W 400MM CORD**



MS1-3SA

**R89<sup>00</sup>**

3 x SA 16A  
c/w Master On/Off Switch



MS1-5SA

**R99<sup>00</sup>**

5 x SA 16A  
c/w Master On/Off Switch



MS1-3SA-3N

**R119<sup>00</sup>**

3 x SA 16A + 3 x N-Type  
c/w Master On/Off Switch



MS1-4SA-4N-SHK

**R149<sup>00</sup>**

4xSA 16A+4xN-Type+Schuko  
c/w Master On/Off Switch



MS2-331

**R99<sup>00</sup>**

3 x SA + 3 x 2-Pin Euro  
+ 1 x Schuko  
c/w Master On/Off Switch



MS2-551

**R129<sup>00</sup>**

5 x SA + 5 x 2-Pin Euro  
+ 1 x Schuko  
c/w Master On/Off Switch



MS2-331-SP

**R189<sup>00</sup>**

3 x SA + 3 x 2-Pin Euro  
+ 1 x Schuko  
c/w Master On/Off Switch  
c/w Surge Protection



MS2-551-SP

**R229<sup>00</sup>**

3 x SA + 3 x 2-Pin Euro  
+ 1 x Schuko  
Individually Switched  
c/w Surge Protection

## WEATHERPROOF SOCKETS & SWITCHES

**IP55**



LK343312

**R149<sup>00</sup>**

RSA 16A  
Switched Socket



LK34831

**R69<sup>00</sup>**

16A IP 1 Lever



LK34525

**R99<sup>00</sup>**

16A IP 2 Lever

## INDOOR SOCKETS & SWITCHES

**IP40**



LK383312

**R99<sup>00</sup>**

RSA 16A  
Switched Socket



LK38801

**R49<sup>00</sup>**

16A IP 1 Lever



LK38525

**R65<sup>00</sup>**

16A IP 2 Lever

## SURGE PROTECTION - PLUGS & EQUIPMENT

LP-600

**R85<sup>00</sup>**

15A Mains Plug Top  
6500A Surge Protector

LP-603

**R89<sup>00</sup>**

15A Dedicated Plug Top  
6500A Surge Protector

Protection between L-N, L-E & N-E. Plus wiring check.



LP-601

**R89<sup>00</sup>**

15A Surge Protection  
Plug Top  
without wiring check



**R699<sup>00</sup>**

Dehncord L  
1PH +N | 230V  
5/10kA

900430

**R739<sup>00</sup>**

DEHN

Dehnguard Basic  
DIN/Samite  
2 Poles | 230V | 5/10kA

900453

## VOLTAGE & SURGE PROTECTION

**R1,149<sup>00</sup>**

AVS30-MICRO

30A / 6.5kA  
230-300V



AUTOMATIC  
SWITCHING

Sollatek products are designed to protect against harmful effects of poor power quality and we invest heavily in our products to provide you with solutions that enhance and protect your valuable equipment. Using genuine Sollatek assures you of quality, performance and service.



Sollatek



IP67

GSPD1

**R149<sup>00</sup>**

20kA | 10kA | 120-277VAC  
Parallel Connection



GSPDIS

**R139<sup>00</sup>**

10kA | 5kA | 120-277VAC  
Parallel Connection

## PVC FLEXIBLE CONDUIT - 320N

CO16220/50

**R259<sup>00</sup>**

External Ø 20mm  
White | 50m Roll

CO16225/50

**R429<sup>00</sup>**

External Ø 25mm  
White | 50m Roll





## OFF-GRID & HYBRID INVERTERS

### OFF-GRID

2 YEAR warranty




XANADU-10K 48VDC

R20,299<sup>00</sup>

10kW | 230VAC | Dual AC Output  
Lithium or Lead Acid Battery | 48VDC  
BMS Communication (incl.)  
PV Input: 500VDC | Max. 12000W  
2 MPPT Trackers

### HYBRID


- Lithium-ion/ Lead-Acid Battery 48VDC
- BMS Communication (incl.)
- c/w Full Remote Monitoring & Control



SE-H-6K 48VDC

R21,419<sup>00</sup>

6000W | 230VAC | 1PH  
PV Input: 550VDC | Max. 9000W



SE-H-10K 48VDC

R35,999<sup>00</sup>

10 000W | 230VAC | 1PH  
PV Input: 600VDC | Max. 15000W

5 YEAR warranty

Powering Tomorrow, Today!

Why choose Supasol?



Repair services with quick turnaround guarantee



Dedicated support channels online or off site



Free, certified, and accredited training



Complimentary gift by simply registering

1 YEAR warranty

## OFF-GRID INVERTERS

Pure Sine Wave | Combines the functions of Inverter, MPPT Solar Charger, AC Battery Charger, UPS



Wall Mount

EM-5.5K 48VDC

R5,599<sup>00</sup>

5500W | 230VAC  
Lithium/Lead Acid Battery 48VDC  
BMS Communication (incl.)  
PV Input: 500VDC | Max. 5500W



Wall Mount

HP-5K 48VDC

R8,399<sup>00</sup>

5000W | 230VAC  
Lithium/Lead Acid Battery 48VDC  
BMS Communication (incl.)  
PV Input: 500VDC | Max. 5000W  
Parallel Capable



Rack Mount

RM-5.5K 48VDC

R10,799<sup>00</sup>

5500W | 230VAC  
Lithium/Lead Acid Battery 48VDC  
BMS Communication (incl.)  
PV Input: 500VDC | Max. 5500W  
Parallel Capable



PV18-1K 12VDC

R3,299<sup>00</sup>

1KVA/1KW | 230VAC  
PV Input: 625W/75V Max

PV18-3K 24VDC

R4,359<sup>00</sup>

3KVA/3KW | 230VAC  
PV Input: 1500W/145V Max

PV18-5K 48VDC

R8,229<sup>00</sup>

5KVA/5KW | 230VAC  
PV Input: 4000W/145V Max

Add PV18-WIFI for Remote Monitoring

LU X POWER

2 YEAR warranty

LUX-SNA-5K 48VDC

R9,299<sup>00</sup>

5KVA/5KW | 230VAC | PV Input: 2 x 3200W/480V Max  
Lithium | BMS Communication (incl.)  
Parallel Capable | c/w Full Remote Monitoring & Control



## ALL-IN-ONE BACKUP SOLUTION




LS-AIO-5K-5KWH

R30,499<sup>00</sup>

5000W | 230VAC  
5.12kWh @ 100Ah Lithium Battery  
PV Input: 3500W/450V Max  
BMS Communication (incl.)  
CAN/RS485/WIFI

- Long Life & Safety
- Easy to Install & Use
- Multiple Working Modes
- Fast & Flexible charging



## ALL-IN-ONE INVERTER & BATTERY

AIO-2KW-LITHIUM


R20,799<sup>00</sup>

2000W | 230VAC  
2048Wh LiFePO4 Battery  
≥2000 cycles

AIO-3KW-LITHIUM

R23,999<sup>00</sup>

3000W | 230VAC  
3072Wh LiFePO4 Battery  
≥2000 cycles



5 YEAR warranty

Wall Mount

## ISITEPOWER-M HYBRID SOLUTION



10 YEAR warranty



ISP-M-5K-5KWH

R44,999<sup>00</sup>

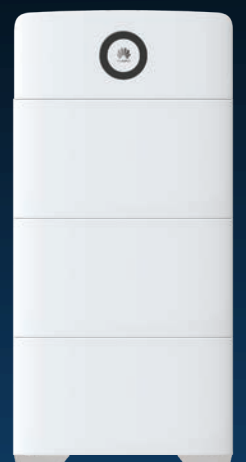
5kW 1PH Power Module & 1x5kWh Battery Module  
Maximum Output Power in Backup Mode: 2500W



ISP-M-5K-10KWH

R75,899<sup>00</sup>

5kW 1PH Power Module & 2x5kWh Battery Modules



ISP-M-5K-15KWH

R99,999<sup>00</sup>

5kW 1PH Power Module & 3x5kWh Battery Modules



Integrated system of Grid Supply, Backup Power & Power Management



IP65 Protection Rating Waterproof & Dustproof



Adapts to Complex Power Grids



Compact & Light Weight Design


DIRECT TO THE PUBLIC. Valid from 1 January - 31 March 2025. Prices include VAT. Only while stocks last - E & OE

Terms & conditions apply. Please note that actual stock may vary from pictures provided.



Up to 8000 cycles @ 80% DoD (0,5C)

**10 YEAR**  
warranty



**1C** Rack Mount

ELF52V-100-5.12K-RM

**R21,999<sup>00</sup>**

51.2V | 5120Wh | 100Ah  
Max. Discharge: 100A

**1C** Wall Mount

ELF52V-100-5.12K-WM

**R21,999<sup>00</sup>**

51.2V | 5120kWh | 100Ah  
Max. Discharge: 100A

**1C** Wall Mount

ELF52V-200-10K-WM

**R43,769<sup>00</sup>**

51.2V | 10240Wh | 200Ah  
Max. Discharge: 200A

Up to 6000 cycles @ 80% DoD (0,5C)

**5 YEAR**  
warranty



**1C** Rack Mount

RESI-51100RM-5.1KWH

**R21,219<sup>00</sup>**

51.2V | 5120Wh | 100Ah  
Max. Discharge: 100A



**1C** Wall Mount

RESI-51100WM-5.1KWH

**R22,369<sup>00</sup>**

51.2V | 5120Wh | 100Ah  
Max. Discharge: 100A

**LEAD-ACID BATTERIES**



SY120102

Deep Cycle AGM  
12V | 102Ah  
331 x 173 x 218mm

**R2,819<sup>00</sup>**



NSB200-12

AGM / Gel  
12V | 200Ah  
522 x 240 x 240mm

**R6,589<sup>00</sup>**

**SEALED LEAD ACID**



SY1270

12V | 7.2Ah  
150 x 65 x 102mm

**R219<sup>00</sup>**

Note: Lead-Acid Batteries are not well-suited for applications that require frequent cycling or deep discharge. Due to the current load shedding situation, there is no warranty on Lead-Acid Batteries.

Up to 6200 cycles @ 80% DoD (0,5C)

**5 YEAR**  
warranty



Rack Mount

LFP26V-100-2.5K-RM

**R10,449<sup>00</sup>**

25.6V | 2560Wh | 100Ah  
Max. Discharge: 100A



Wall Mount

LFP26V-100-2.5K-WM

**R10,449<sup>00</sup>**

25.6V | 2560Wh | 100Ah  
Max. Discharge: 100A

Up to 6200 cycles @ 80% DoD (0,5C)

**5 YEAR**  
warranty



Rack Mount

LFP52V-100-5.2K-RM

**R21,369<sup>00</sup>**

51.2V | 5120Wh | 100Ah  
Max. Discharge: 100A



Wall Mount

LFP52V-100-5.2K-WM

**R21,199<sup>00</sup>**

51.2V | 5120Wh | 100Ah  
Max. Discharge: 100A



Wall Mount

LFP52V-200-10K-FS

**R39,359<sup>00</sup>**

51.2V | 10240Wh | 200Ah  
Max. Discharge: 200A



**3 YEAR**  
warranty

High Performance,  
Ultra Safe  
LiFeP04  
Technology

SPF12-7.5

**R759<sup>00</sup>**

12.8V | 7Ah / 96Wh  
Max. Discharge: 20A

SPF12-8-HD

**R829<sup>00</sup>**

12.8V | 8Ah / 102.4Wh  
Max. Discharge: 24A

Heavy Duty  
for Gate  
Motors

SPF12-20

**R1,499<sup>00</sup>**

12.8V | 20Ah / 256Wh  
Max. Discharge: 20A

SPF12-40

**R3,399<sup>00</sup>**

12.8V | 40Ah / 512Wh  
Max. Discharge: 50A

SPF12-50

**R3,599<sup>00</sup>**

12.8V | 50Ah / 640Wh  
Max. Discharge: 50A

SPF12-100

**R5,499<sup>00</sup>**

12.8V | 100Ah / 1280Wh  
Max. Discharge: 100A

SPF12-200

**R12,799<sup>00</sup>**

12.8V | 200Ah / 2560Wh  
Max. Discharge: 200A

SPF26V-200

**R23,799<sup>00</sup>**

25.6V | 200Ah / 5120Wh  
Max. Discharge: 150A

**Deye LIFEPO4 BATTERIES**

**10 YEAR**  
warranty



DEYE-SE52V-G5.3KWH

**R20,299<sup>00</sup>**

51.2V | 104Ah / 5.32KWh  
Max. Charge/Discharge: 100A  
Cycle: ≥6000 (0.3C/90%DOD)  
c/w Rack/Wall/Stacking Brackets


**1C**

DEYE-RW52V-M5.3K-WM

**R21,259<sup>00</sup>**

51.2V | 104Ah / 5.32KWh  
Max. Charge/Discharge: 100A  
Cycle: ≥6000 (0.5/1C / 90%DOD)

**10 YEAR**  
warranty



RACK OR WALL MOUNTING

DEYE-RW52V-F10.6-WM

**R40,329<sup>00</sup>**

51.2V | 208Ah / 10.64KWh  
Max. Charge/Discharge: 250A  
Cycle: ≥6000 (0.5/1C / 90%DOD)

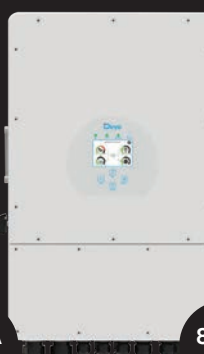
**HYBRID GRID-TIED INVERTERS**

Parallel Capable | c/w Full Remote Monitoring & Control


**10 YEAR**  
warranty



5KVA  
1PH



8KVA  
1PH



12KVA  
1PH



16KVA  
1PH



12KVA  
3PH

DEYE-H-5K 48VDC

**R17,799<sup>00</sup>**

5kVA | 48VDC | 1PH  
PV Input: 6500W Max  
2 x MPPT

DEYE-H-8K 48VDC

**R31,249<sup>00</sup>**

8kVA | 48VDC | 1PH  
PV Input: 10400W Max  
2 x MPPT

DEYE-H-12K 48VDC

**R43,599<sup>00</sup>**

12kVA | 48VDC | 1PH  
PV Input: 15600W Max  
2 x MPPT

DEYE-H-16K 48VDC

**R56,549<sup>00</sup>**

16kVA | 48VDC | 1PH  
PV Input: 20800W Max  
2 x MPPT

DEYE-H-12K-3P 48VDC

**R45,689<sup>00</sup>**

12kVA | 48VDC | 3PH  
PV Input: 15600W Max  
2 x MPPT





TOOL CABINETS



ELS-274M

R8,199<sup>00</sup>

863H x 1070W x 515Dmm  
Drawers: 4 x 150H



ELS-274MA

R8,499<sup>00</sup>

1333H x 1070W x 515Dmm  
Drawers: 4 x 150H



167PC TOOL CASE WITH WHEELS

TK-3167

R4,189<sup>00</sup>



TOOT2631

R3,499<sup>00</sup>

MECHANICAL TOOLBOX

85 Piece Kit in 5 Tray Cantilever Box

METRIC SOCKET WRENCH KIT

22MRA-CV-S

R599<sup>00</sup>

Kit Includes:

- 16pcs 1/2" Dr. Sockets: 10-19, 21-24, 27, 30, 32mm
- 2Pcs 1/2" Dr. extensions 3" x 5"
- 1Pcs 1/2" Dr. x 3/8" Adapter
- 1Pcs 1/2" Dr. Universal joint
- 1Pcs 1/2" Dr. Ratchet handle



ELA-185M

R6,199<sup>00</sup>

993H x 700W x 510Dmm  
Drawers: 1 x 100H; 4 x 150H

ELS-276M

R8,499<sup>00</sup>

863H x 1070W x 515Dmm  
Drawers: 2 x 75H; 2 x 100H; 1 x 150H

ELS-276MA

R8,859<sup>00</sup>

1333H x 1070W x 515Dmm  
Drawers: 2 x 75H; 2 x 100H; 1 x 150H



ROLLER/BACK-PACK TOOL BAG

SB-P001

R739<sup>00</sup>

4-Exterior, 5-Interior  
360 x 250 x 540mm | 20kg  
Roller or Back-Pack on Wheels

MULTIPURPOSE FOLDING TROLLEY

ZYD-01

R1,249<sup>00</sup>

Maximum load 240kg  
560 x 380 x 100(H)mm



SB0607243

R479<sup>00</sup>

13pc VDE Screwdriver Set  
All in one driver set with clip on handle



V10-4005

R999<sup>00</sup>

12 Piece 1000V | VDE Tool Set

1000VDE TOOL KITS

BT-032

R3,399<sup>00</sup>

31 Pc Electricians Back Pack Tool Kit



DC INVERTER/CHARGERS with Automatic Changeover

CPS600-12-2

R2,829<sup>00</sup>

600W | 12V | 10A

CPS1000-12-2

R3,999<sup>00</sup>

1000W | 12V | 10A

EP-1500-600W

R2,799<sup>00</sup>

600W | 12VDC/230VAC

EP-1500-1200W

R3,599<sup>00</sup>

1200W | 24VDC/230VAC

With Lithium Charging Profile | c/w charger/ATS

EP15-0612-PLUS

600W | 12VDC/230VAC

R3,399<sup>00</sup>



With Lithium Charging Profile  
c/w charger/ATS

INVERTER TROLLEYS

3-Pin SA socket

BTR-1K 12VDC

R5,649<sup>00</sup>

1000W, 230VAC  
12VDC (Excl Batteries)

BTR-2K 24VDC

R6,429<sup>00</sup>

1200W, 230VAC | 24VDC (Excl Batteries)

BUILT-IN FAST CHARGER



Can accommodate 12V/100Ah or 24V/50Ah  
Lithium/Lead-acid Battery | No PV Input

COMPACT INVERTER

MODIFIED SINE WAVE

R429<sup>00</sup>

SG-PSI-150W

150W Continuous Power  
300W Surge Power | 12VDC  
Output 230VAC/150W  
2 x USB-A (5V/2.1A Total)



MOBILE BACK-UP UNITS WITH UPS FUNCTION



1 YEAR warranty

NEW

PBU-600W-UPS

R6,349<sup>00</sup>

600W | 230VAC  
560Wh Lithium Battery  
AC, USB & 12VDC Outlets  
Solar Input: 12-30V | 5A (200W)



1 YEAR warranty

PBU-1000W-UPS

R10,729<sup>00</sup>

1000W | 230VAC | 999Wh  
Lithium Battery | AC, USB &  
12VDC Outlets | Built-in LED Light  
Solar Input: 12-75V | 400W Max

NEW



1 YEAR warranty

PBU-1500W-UPS

R16,079<sup>00</sup>

1500W | 230VAC  
1440Wh Lithium Battery  
AC, USB & 12VDC Outlets  
Solar Input: 10-50V | 12A (400W)

PBU-2000W-UPS

R18,979<sup>00</sup>

2000W | 230VAC  
2160Wh Lithium Battery  
AC, USB & 12VDC Outlets  
Solar Input: 10-50V | 12A (400W)

BLUETTI



2 YEAR warranty

Built-in LED & Remote Monitoring App

BP-EB3A

R4,399<sup>00</sup>

600W | 230VAC  
268Wh Lithium Battery  
AC, USB & 12VDC Outlets  
Solar Input: 12-28V / 200W Max

NEW



RS-500W-UPS

R6,799<sup>00</sup>

500W | 230VAC  
384Wh LiFePO4 Battery  
AC, USB & 12VDC Outlets

DIRECT TO THE PUBLIC. Valid from 1 January - 31 March 2025. Prices include VAT. Only while stocks last - E & OE

Terms & conditions apply. Please note that actual stock may vary from pictures provided.



drill better.  
**alpen** DRILL BIT PACKS

**ALPEN HSS SPRINT MASTER TM6**

ALP811122100

**R399<sup>00</sup>**

Pack of 6 (2, 3, 4, 5, 6 & 8mm)

Experience precise results with the help of sharp cutting edges, ensuring accuracy. Benefit from high elasticity, significantly reducing the risk of breakages, even for small diameters.



**ALPEN PROFI MULTICUT**

ALP PM5

**R699<sup>00</sup>**

Pack of 5 (4, 5, 6, 8, 10mm)

The All-rounder - Flexible application possibilities for different materials without changing the drill bit



**MASONRY DRILL BIT SETS**

ALP TSS3

**R219<sup>00</sup>**

Pack of 5 (5/6 x 110mm, 6/8/10 x 160mm)

Long Life, milled flutes, for percussion and rotary drilling in concrete, brick and natural stone.



**MASONRY DRILL BIT SETS**

ALP TSS5

**R299<sup>00</sup>**

Pack of 5 (4, 5, 6, 8, 10mm)

Long Life, milled flutes, for percussion and rotary drilling in concrete, brick and natural stone.



**super/flex** CUTTING WHEELS

STANDARD METAL



GTCW0001

**R29<sup>00</sup>**

Size: Ø115 x 3mm

Effortlessly cuts high alloy steel, mild steel, carbon steel, manganese, and cast iron. Built for performance, durability, and longevity.



GTCW0005

**R49<sup>00</sup>**

Size: Ø230 x 3mm

SLIMLINE - METAL & SS



GTCW0014

**R25<sup>00</sup>**

Size: Ø115 x 1mm  
Slimline Industrial, for cutting of high alloy steel, mild steel or stainless steel.

SLIMLINE MULTI-PURPOSE



GTCW0021

**R29<sup>00</sup>**

Size: Ø115 x 1mm  
Cutting of masonry, stone, concrete, ceramics and non-ferrous metals.

SUPERFLEX EVO DIAMOND SAW BLADES



GTCW0040

**R79<sup>00</sup>**

Size: Ø115 x 2.2/7mm  
Ideal for high cutting rates in wet or dry conditions, suitable for cement roof tiles, terracotta, and various masonry substrates.



GTCW0042

**R199<sup>00</sup>**

**Kress**

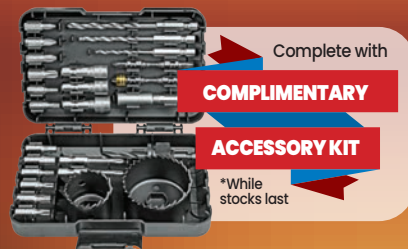
CORDLESS POWER TOOL KITS



KUC30.1

**R3,199<sup>00</sup>**

20V | 13mm metal-chuck 60Nm  
c/w 2 x 4.0Ah Battery, Charger & Stack Case



Complete with  
**COMPLIMENTARY ACCESSORY KIT**  
\*While stocks last


Brushless Hammer Drill

- Max 60Nm torque @ 33600 impacts /pm
- Robust heavy duty 13mm metal chuck
- Auto spindle lock
- Variable 2-speed gear control
- LED with pre-light function
- Forward & reverse rotation control



KUG02

**R4,599<sup>00</sup>**



Complete with  
**COMPLIMENTARY ACCESSORY KIT**  
\*While stocks last

12V Hammer Drill & Impact Driver Combo  
c/w 2 x 12V 2.0Ah, 1.5A Charger & Stacking Case

**Impact Driver**  
No Load: 0-3300rpm  
Chuck Size: 1/4" Hex  
Impact: 0-4000bpm  
Max Torque: 140Nm

**Hammer Drill**  
No Load: 0-1800rpm  
Chuck Size: 10mm  
Impact: 0-27000bpm  
Max Torque: 40Nm

CORDED POWER TOOLS



Rotary Hammer

KUX15P

**R4,499<sup>00</sup>**

1100W | 0-900rpm  
SDS+ Chuck | 5J Energy



Rotary Hammer

KUX21

**R6,999<sup>00</sup>**

1050W | 0-610rpm  
SDS Max Chuck | 7.5J Energy



Demolition Hammer

KUX35P

**R6,999<sup>00</sup>**

1200W | 0-900rpm  
SDS Max Chuck | 14J Energy

Angle Grinder

830W | 115mm | Soft Start & Anti-Restart Function



KUS04P

**R999<sup>00</sup>**

get this  
**ANGLE GRINDER FREE**  
when buying any  
of these 3 TOOLS

TUNGSTEN CARBIDE TIPPED HOLE SAWS



TCT20

Ø20mm

**R125<sup>00</sup>**

TCT32

Ø32mm

**R199<sup>00</sup>**

TCT22.5

Ø22.5mm

**R139<sup>00</sup>**

TCT40

Ø40mm

**R249<sup>00</sup>**

TCT25

Ø25mm

**R159<sup>00</sup>**

TCT50

Ø50mm

**R279<sup>00</sup>**



25pc Twist Drill Sets

TX-H2502

**R429<sup>00</sup>**

1.0 to 13.0mm  
(0.5mm Increments)

3pc step Drill Bit Set

K-3240A

**R249<sup>00</sup>**

Material: HSS4241  
Hardness: HRC 60-63  
Surface: Titanium Plated  
5 Steps: 4-12mm  
9 Steps: 4-20mm  
15 Steps: 4-32mm



16 Piece Hole Saw Kit

HSD-16

**R219<sup>00</sup>**

NATIONAL SALES CENTRE: 010 202 3400 | TECHNICAL CENTRE: 010 202 3500 | EMAIL: info@acdc.co.za

HEAD OFFICE - LONGMEADOW - 010 202 3300 - 26 Nguni Drive, Longmeadow Estate West, Edenvale, Gauteng  
Germiston 011 418 9600 | Richmond Park 021 492 2000 | Riverhorse 031 492 4800 | Pinetown 031 700 4215